

# Using iPads to Increase Student Cognitive Engagement and Check for Understanding

LITT Presentation  
Rachel Hickoff-Cresko  
Fall 2014

# Project Goals

- ▶ Use technology (iPads and apps) to support my teaching and check for my students' understanding
- ▶ Model ways my teacher candidates can use such technology in K-12 classroom settings
- ▶ Create dialogue about the strengths and challenges

# Socrative

- ▶ FREE
- ▶ Before, During, or After Instruction
- ▶ Better than Clickers????
- ▶ Teacher App
- ▶ Student App

# Quiz Set-Up

socrative  
0

**ROOM: RHC**  
Edit Quiz

SAVE & EXIT

Dashboard No activity Refresh

### 1. Short Answer Question

How can you lower the reading level of a text using Microsoft Word?

Correct Answers (Optional)

+Add -Delete

**Explanation:**

If you paste the text into a word document, you can reduce the reading level by increasing the number of sentences (by breaking complex sentences into multiple simple sentences) and reducing the number of syllables (by replacing multisyllabic words with less-syllable synonyms).

+ Add Image

**ADD QUESTION:**

MULTIPLE CHOICE TRUE / FALSE SHORT ANSWER

# Quiz Set-Up

socrative

ROOM: RHC  
Edit Quiz

SAVE & EXIT

Dashboard

No activity Refresh

#### 4. True/False Question

The only reason to have a child read at his/her "frustration reading level" is if you are trying to find his/her highest instructional reading level.

**Correct Answer:**

True False

**Explanation:**

+ Add Image

**ADD QUESTION:**

MULTIPLE CHOICE TRUE / FALSE SHORT ANSWER

# Quiz Set-Up

The screenshot shows the Socrative quiz editor interface. At the top, the Socrative logo and a user count of 0 are on the left. The room name 'ROOM: RHC' and 'Edit Quiz' are in the center. A 'SAVE & EXIT' button is on the right. Below the header, there's a 'Dashboard' tab and a 'No activity' status with a 'Refresh' button. The main content area is titled '3. Multiple Choice Question' and contains a question: 'What characteristics describe a person's independent reading level?'. Below the question is a table with six answer choices and a 'Correct?' column. At the bottom of the table are '+ ADD' and '- DELETE' buttons. Below the table is an 'Explanation:' field.

**3. Multiple Choice Question**

What characteristics describe a person's independent reading level?

Answer Choice	Correct?
1 95-100% accuracy	<input type="checkbox"/>
2 Fluent	<input type="checkbox"/>
3 High Level of Comprehension	<input type="checkbox"/>
4 Choices 2 and 3 are correct	<input type="checkbox"/>
5 Choices 1, 2, and 3 are correct	<input type="checkbox"/>
6 None of the above are correct	<input type="checkbox"/>

+ ADD   - DELETE

**Explanation:**

# Launching a Quiz

socrative 0

**ROOM: RHC**  
Quiz Settings

Menu

Dashboard No activity Refresh

### What type of quiz are you starting?

Student Paced - Immediate Feedback Student Paced - Student Navigation Teacher Paced

Students receive immediate right/wrong feedback and explanations after they answer each question. Students answer questions in order and cannot skip or change their answers. You are able to monitor their progress via a Live Results Table.

### Additional Settings

Disable Student Names OFF

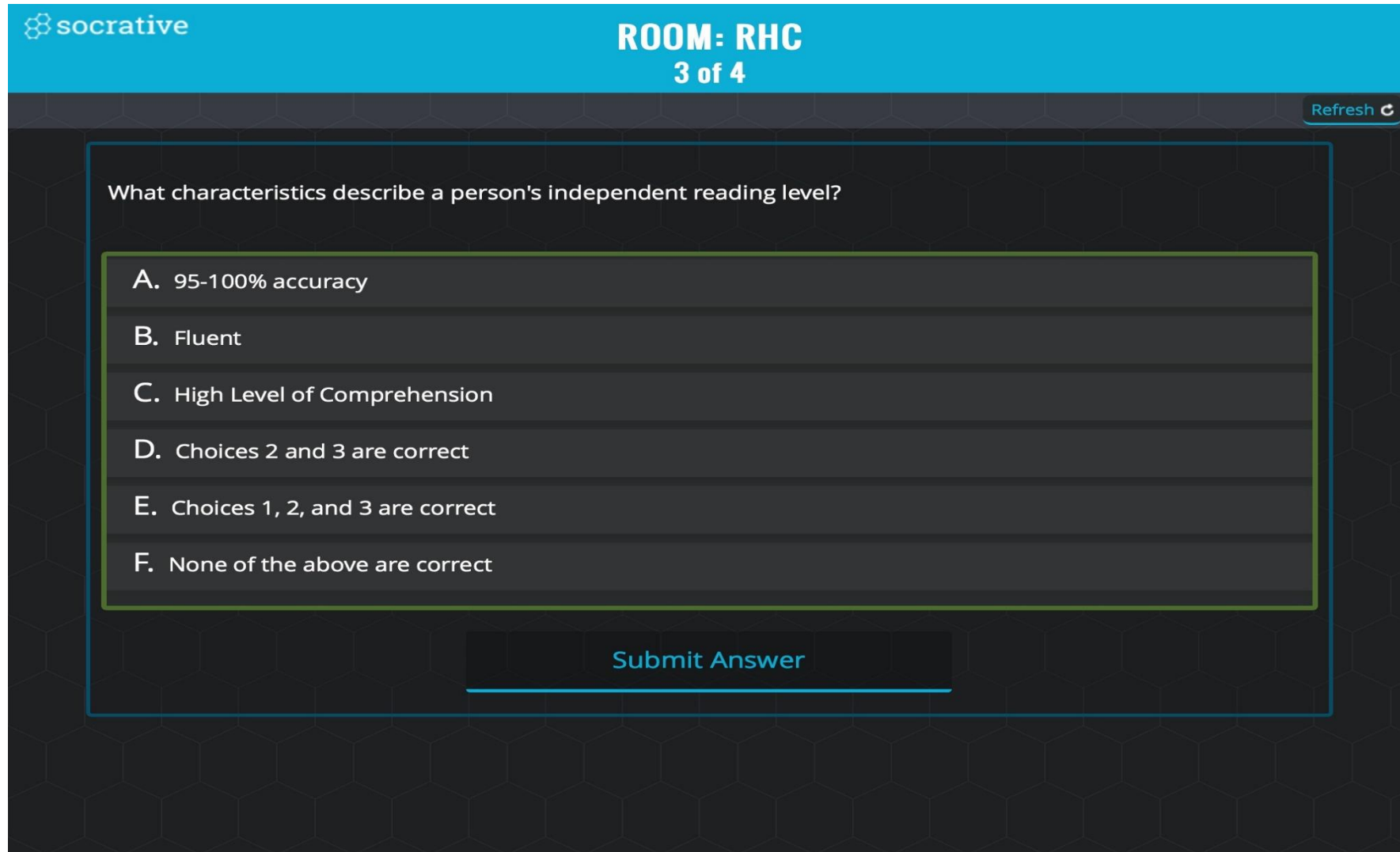
Randomize Question Order OFF

Randomize Answer Order OFF

Disable Student Feedback OFF

Start

# Student View of Multiple Choice



The screenshot shows a Socrative interface. At the top left is the Socrative logo. The top right of the header area displays 'ROOM: RHC' and '3 of 4'. A 'Refresh' button with a circular arrow icon is located in the top right corner of the question area. The question text is 'What characteristics describe a person's independent reading level?'. Below the question are six multiple-choice options, each in a separate row. A 'Submit Answer' button is positioned at the bottom center of the question area.

socrative

ROOM: RHC  
3 of 4

Refresh ↻

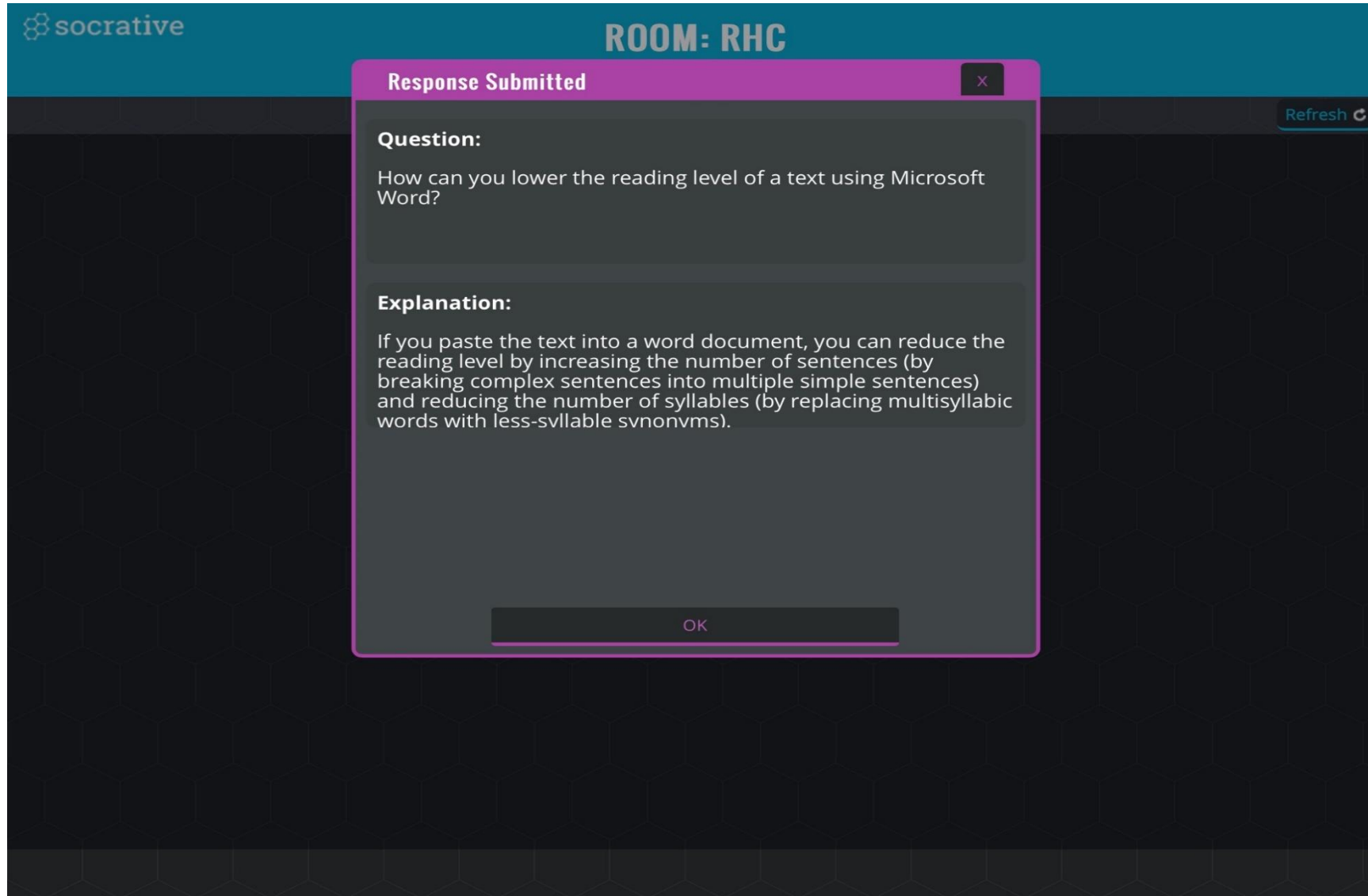
What characteristics describe a person's independent reading level?

- A. 95-100% accuracy
- B. Fluent
- C. High Level of Comprehension
- D. Choices 2 and 3 are correct
- E. Choices 1, 2, and 3 are correct
- F. None of the above are correct

Submit Answer



# Student View of Feedback on Short Answer



The screenshot displays the Socrative interface for a student in a room named "ROOM: RHC". A modal window titled "Response Submitted" is open, showing the question and the feedback explanation. The question asks how to lower the reading level of a text using Microsoft Word. The explanation provides strategies such as increasing the number of sentences and reducing the number of syllables. An "OK" button is visible at the bottom of the modal. A "Refresh" button is also present in the top right corner of the main interface.

socrative

ROOM: RHC

Response Submitted

Question:

How can you lower the reading level of a text using Microsoft Word?

Explanation:

If you paste the text into a word document, you can reduce the reading level by increasing the number of sentences (by breaking complex sentences into multiple simple sentences) and reducing the number of syllables (by replacing multisyllabic words with less-syllable synonyms).

OK

Refresh

# Exit Ticket - Pre-Set Question 1

socrative

ROOM: RHC  
1 of 3

Refresh ↻

How well did you understand today's material?

- A. Totally got it
- B. Pretty well
- C. Not very well
- D. Not at all

Submit Answer

# Exit Ticket - Pre-Set Question 2

socrative

**ROOM: RHC**  
2 of 3

Refresh ↻

What did you learn in today's class?


I learned how to determine the three different reading levels at which a child is currently reading.

Submit Answer

# Exit Ticket - Pre-Set Question 3 Given by Instructor

socrative

ROOM: RHC  
3 of 3

Refresh 

Please answer the teacher's question.

Empty text input field for the student's answer.

Submit Answer

# Live Results

The screenshot shows a Socrative quiz interface. At the top left is the Socrative logo and a user count of 0. The room name 'ROOM: RHC' and 'Live Results' are displayed in the top center. A 'FINISH' button is in the top right. Below the header is a navigation bar with 'Dashboard', 'Quiz in Progress...', and 'Refresh' buttons. The main content area features a progress bar and a table of results for four questions.

	1	2	3	4	
Progress					
Sample	100%	An info...	True	E	True
Class Total		100%		100%	

# Report Options

The screenshot shows the Socrative interface for a quiz titled "ROOM: RHC Live Results". The interface includes a "FINISH" button in the top right, a "Quiz In Progress..." indicator, and a "Refresh" button. On the left, there is a "Dashboard" section with a "Progress" indicator showing "1" and "100%". Below this, there are sections for "Sample" and "Class Total". A modal dialog box is centered on the screen, titled "How would you like your report(s)?". This dialog box contains several options: "E-mail", "Download", "Google Drive", "View Chart", and "View later". Below these options, there is a section titled "Which report(s) would you like?" with three toggle switches, all currently set to "NO": "Whole Class Excel", "Individual Student(s) PDF", and "Question Specific PDF". At the bottom of the dialog box, there are "Submit" and "Cancel" buttons.

socrative

ROOM: RHC  
Live Results

FINISH

Dashboard

Progress 1

Sample 100% An info...

Class Total

Quiz In Progress... Refresh

How would you like your report(s)?

E-mail Download Google Drive View Chart View later

Which report(s) would you like?

Whole Class Excel  NO

Individual Student(s) PDF  NO

Question Specific PDF  NO

Submit Cancel

# Individual Student Report

1. What is formative assessment?

informal, not graded

---

2. Students are more likely to be successful when they read books that are not too easy or too difficult.



True

False

---

3. What characteristics describe a person's independent reading level?

(A) 95-100% accuracy

(B) Fluent

(C) High Level of Comprehension

(D) Choices 2 and 3 are correct

(E) Choices 1, 2, and 3 are correct

(F) None of the above are correct

---

4. The only reason to have a child read at his/her "frustration reading level" is if you are trying to find his/her highest instructional reading level.



True

False

# Question Specific PDF

- ▶ For each question, every respondent's answer is listed.



# Question Specific PDF

2. Students are more likely to be successful when they read books that are not too easy or too difficult.

16 / 16  A True

0 / 16  B False

---

3. What characteristics describe a person's independent reading level?

1 / 16  A 95-100% accuracy

0 / 16  B Fluent

0 / 16  C High Level of Comprehension

2 / 16  D Choices 2 and 3 are correct

13 / 16  E Choices 1, 2, and 3 are correct

0 / 16  F None of the above are correct

---

4. The only reason to have a child read at his/her "frustration reading level" is if you are trying to find his/her highest instructional reading level.

16 / 16  A True

0 / 16  B False

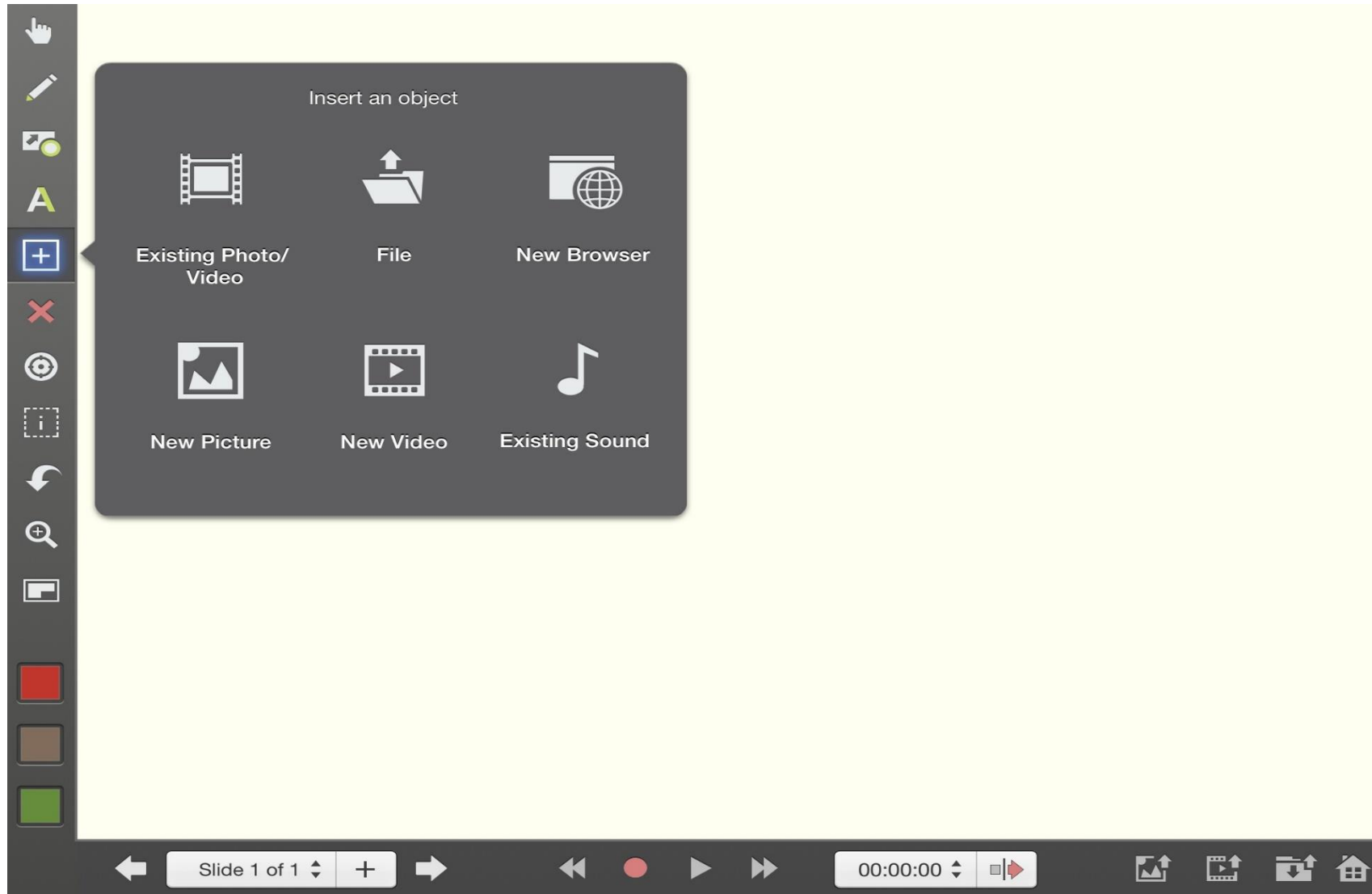
# Explain Everything

- ▶ “easy-to-use design, screencasting, and interactive whiteboard tool that lets you annotate, animate, narrate, import, and export almost anything to and from almost anywhere. Create slides, draw in any color, add shapes, add text, and use a laser pointer.” - iTunes App Store

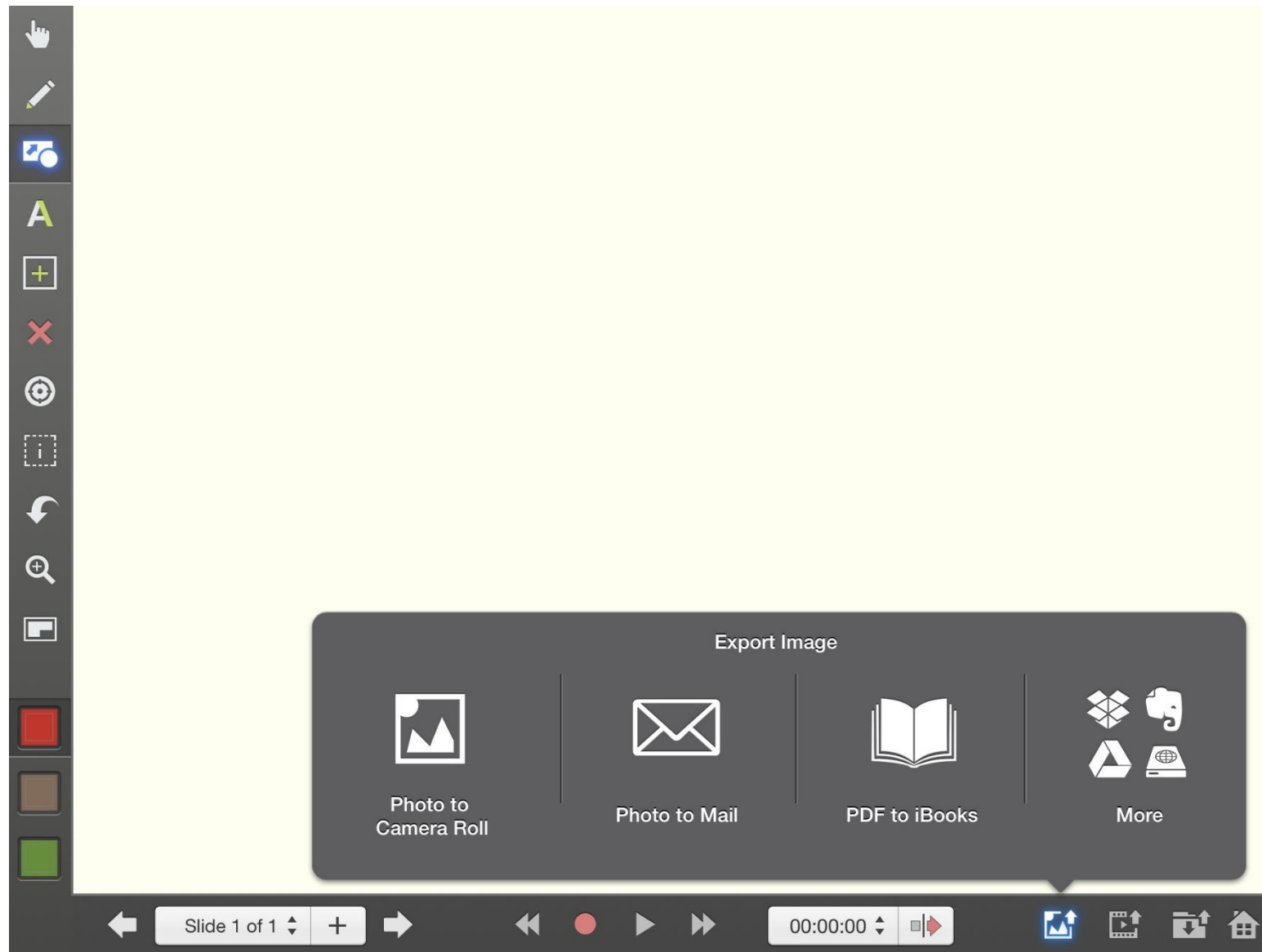
# Explain Everything



# Explain Everything



# Explain Everything



# Explain Everything

The image shows the Explain Everything application interface. On the left is a vertical toolbar with icons for: hand (pan), pencil (draw), eraser (erase), lasso (select), text (A), rectangle (shape), plus (add), minus (remove), zoom (magnifying glass), and a red square (stop recording). Below the toolbar are three colored squares: red, brown, and green. The main workspace is a large light yellow area. In the bottom right of the workspace, an 'Export Movie' dialog box is open, showing three options: 'Movie to Camera Roll' (with a play button icon), 'YouTube' (with the YouTube logo), and 'More' (with icons for various sharing services). At the bottom of the screen is a control bar with navigation arrows, a 'Slide 1 of 1' indicator, a plus sign, a red recording dot, a play button, a time display of '00:00:00', and icons for sharing, uploading, and home.



# Explain Everything

The screenshot shows the homepage of the Pennsylvania Department of Education Standards Aligned System (SAS). The browser address bar displays <http://pdesas.org/>. The page features a blue header with the Pennsylvania Department of Education logo and the text "SAS Standards Aligned System". Navigation links include "Welcome, Guest", "Login", "Teacher Tools", "Home", and "Help". A search bar is located in the top right corner.

The main navigation menu includes: Standards, Assessment, Curriculum Framework, Instruction, Materials & Resources, and Safe & Supportive Schools. A central graphic shows "Student Achievement" at the center, surrounded by these six categories.

The featured content is "The Global Awareness Initiative", which includes a map of the world and a logo for the "Veterans National Education Program". The text describes the initiative as a resource for bringing history, geography, and current affairs to the classroom. It is sponsored by the Veterans National Education Program and provides an interactive map of the world.

At the bottom left, there is a "SAS PORTAL SITE UPDATES" section with three items:

- 9/15/2014 PROJECT BASED ASSESSMENT FAQs AVAILABLE**  
Click here to access an updated version of Project Based Assessment Fr...
- 9/10/2014 PBA Webinar**  
Click here to access a recording of the September 10 PBA webinar: Project B...
- 8/28/2014 PSSA Item Samplers for Middle School Now Available!**

At the bottom right, there are links for "Registered User? Login" and "New User? Join Now!". Below these are logos for "teachscape" (Teachscape Framework for Teaching Effectiveness Series) and "iR HOMEROOM" (Student Learning Objectives). A "Total Page Views To Date" counter is also visible.



# Challenges

- ▶ Socrative -
  - ▶ None at this point, but the technology needs to be there
- ▶ Explain Everything -
  - ▶ Importing and exporting document and video files
  - ▶ Issues with websites/recording dropdown boxes
  - ▶ Still a work in progress!
- ▶ Time